




Dominik Simunek

Freelance ServiceNow Architect

Yokohama Release

10 exciting Now Platform features



Portal Widget Comparison

Brings the ability to compare cloned widgets to baseline ones within the platform. Finally! :-)


Widget Diagnostics ✕

Close modal

Widget that you cloned from a base system widget. [Learn more](#)

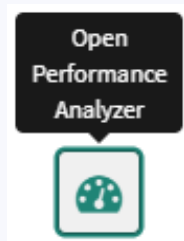
Name	Copy of Approvals
Base Widget	Approvals
Dependencies	None
Angular providers	None
Angular templates	None

[Compare with base widget](#) [Open widget in platform](#)



Portal Performance Analyzer

Helps to detect slow widgets within the portal page.




Benchmark results

Showing results for:

Load time - 10 ms ACL Duration - 100 ms DB Duration - 100 ms Business Rule Duration - 100 ms


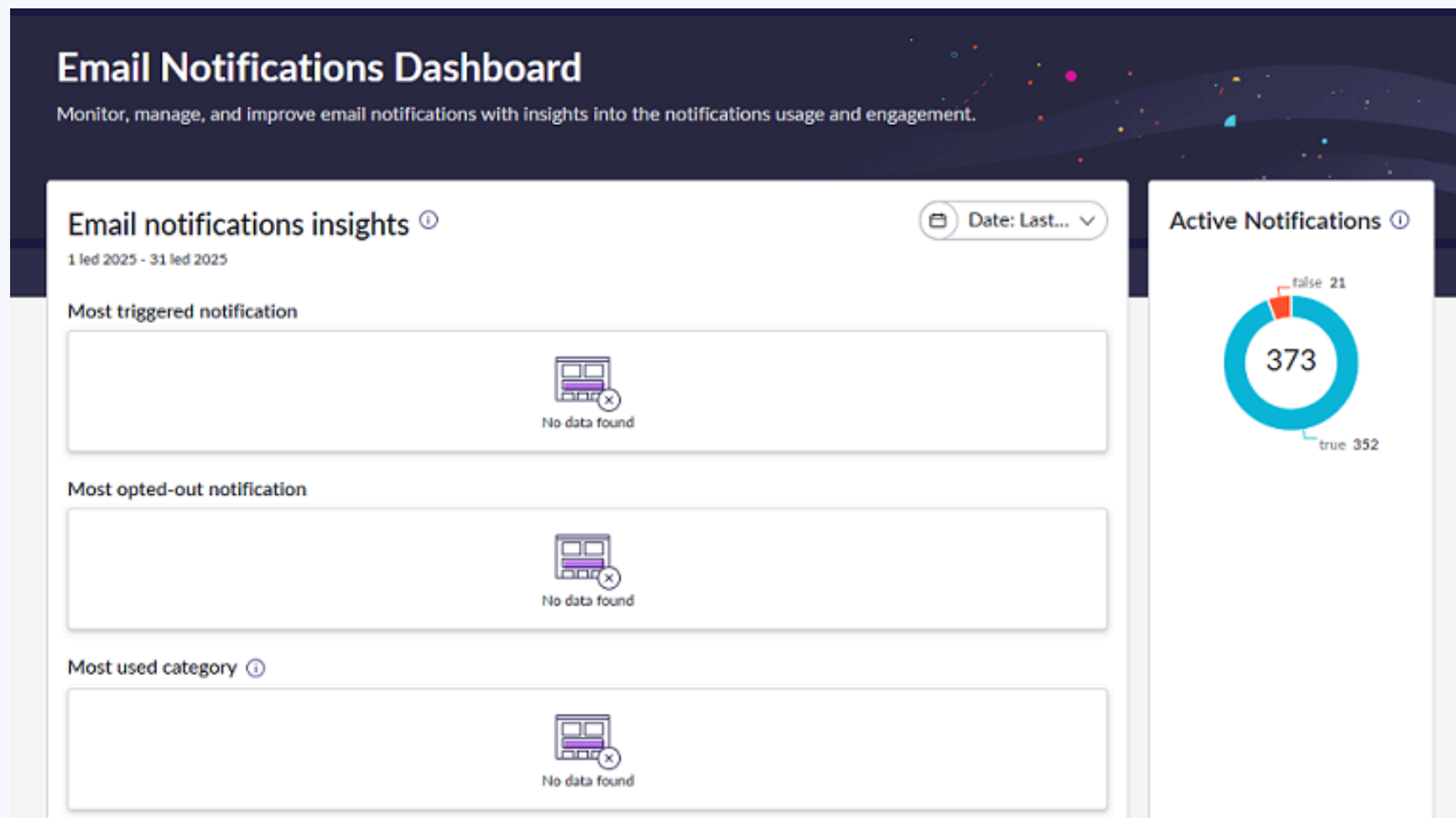
6/20 widgets exceeding threshold values .

Widgets name	Total Time	Client load time	Server script time	#ACLs	#Business rules	#DB calls	
Stock Header	68 ms	5 ms	63 ms	-	-	-	▶
Header Menu	58 ms	4 ms	54 ms	-	-	-	▶
SC Shopping Cart	43 ms	3 ms	40 ms	-	-	-	▶
KB Top Rated	16 ms	1 ms	15 ms	-	-	-	▶
Copy of Approvals	49 ms	2 ms	47 ms	-	-	-	▶
Simple List	467 ms	2 ms	465 ms	-	-	-	▶




Email Notifications Dashboard

Answers questions like which notifications are most frequently triggered, or opted-out.



Data Management Console


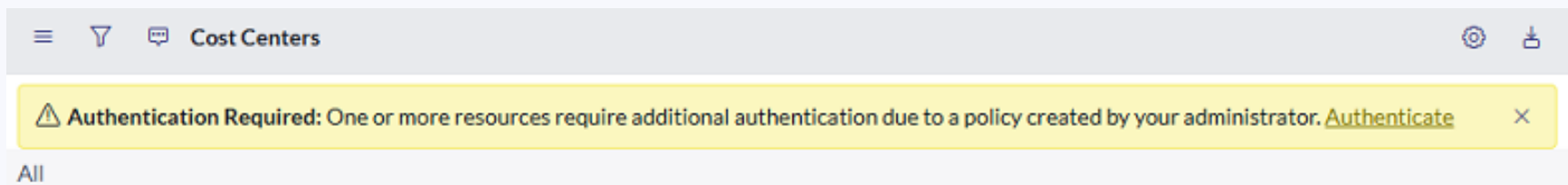
Visualizes table size analytics and trends directly within the platform. Close to replace Database Footprint?



Continuous Authentication

Allows to secure sensitive or high-privilege information by requiring re-authentication before access is granted.

You can secure resources defined by data class (e.g., Confidential) or by table.



Security Data Filter

Applies security rule before the database query is executed. Did you say Before Query BR? :-)

Security Data Filter incident

This table is missing a data filter on one of its parent tables. Add a data filter to the parent table to prevent unauthorized access to this table's data.

* Table Name: Incident [incident]

Application: Global

Active:

Show in UI:

* Description: If the user is a vendor agent, restrict access to only relevant incidents.


Mode: Filter if security attribute condition met

Filter: No. of records matching the condition: 22

Add Filter Condition Add OR Clause

Assignment group	is (dynamic)	One of My Groups	AND	OR	X
or Caller	is (dynamic)	Me	X		
or Opened by	is (dynamic)	Me	X		
or Watch list	is (dynamic)	Me	X		

* Security Attribute Condition: Has_Vendor_Role



Reusable Test

Allows us to apply the Don't Repeat Yourself (DRY) principle when designing ATF tests to reduce duplication.


Add Test Step: Create Incident Step ✕

Execution order	<input type="text" value="1"/>	Application	Global	i
Active	<input checked="" type="checkbox"/>	Test	My Test Step with Reusable	i
Timeout	Seconds <input type="text" value="0"/>	Reusable test	Create Incident Step	i

Notes

Short description 🔍


* Caller 🔍 i 🔍




















Accessibility Checker

Detects accessibility issues in your Knowledge Articles and provides suggestions for resolution.

* Short description

Article body  - +

Verdana 8pt B I U A Paragraph Q ↶ ↷

               (i) <>  



First add some random table without caption and headers.

Random value	Random column

table > tbody > tr > td

Accessibility Checker

Issue 1 of 2 ^ v


 **Error** 

Tables must have captions

Provide caption:

Search for Duplicates

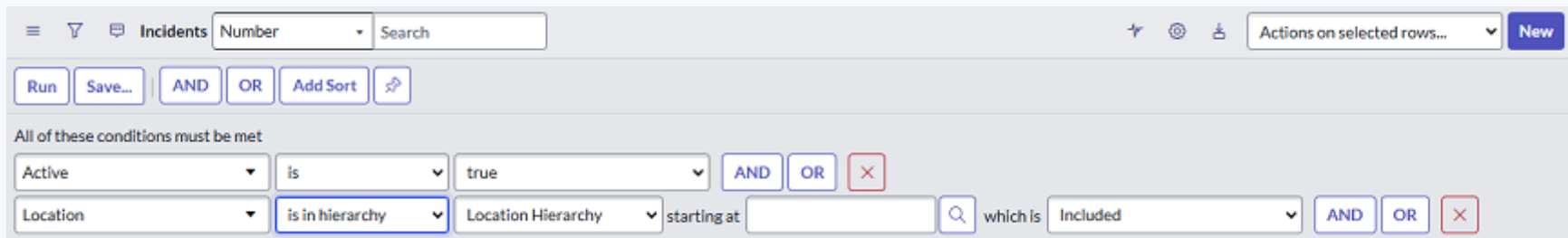
Ignore Repair




Hierarchical Query

Allows leveraging parent-child relationships within the condition builder (typical use case is Location table).

- 1) Create “Record Hierarchy” definition.
- 2) Start using “is in hierarchy” operator.



The screenshot shows a query builder interface for a table named 'Incidents'. The search criteria are set to 'Number'. The interface includes buttons for 'Run', 'Save...', 'AND', 'OR', and 'Add Sort'. Below the buttons, a condition is defined: 'All of these conditions must be met'. The first condition is 'Active is true'. The second condition is 'Location is in hierarchy', with 'Location Hierarchy' selected as the starting point and 'Included' as the operator. The interface also features a search bar, a 'New' button, and a dropdown for 'Actions on selected rows...'.



Dashboard Export

Allows to export Platform Analytics dashboards and Data Visualizations into PDF or PPT files.

Export Dashboard ✕

File type ⓘ

PowerPoint ▾

ⓘ Exports one visualization per slide


Export all tabs ⓘ

Export with applied filters ⓘ

Delivery

Download File Send file via email

Cancel Export



Any favorites?

Share your thoughts.



Dominik Simunek

Freelance ServiceNow Architect